



KLED12CRD

LED DD Integrated Motion Sensor, 12W



Product Overview

Kosnic's range of LED DD lamps takes a fresh approach to functional lighting with a design philosophy offering plug-in emergency packs and microwave sensors so that there are no barriers to retrofitting LEDs in commercial fittings. The products bring the energy saving capabilities of LED technology to the commercial environment and the lamps can quickly replace fluorescent DD lamps with little or no rewiring.

Features

Save energy up to 65% compared with a fluorescent DD lamp with magnetic ballast.

For maximum energy savings, bypass all control gear and supply directly from the mains.

Single side high lumen output for light only where it's needed.

Long life of 30,000h.

Optional 10% dimming corridor function.

Compatible with Kosnic's KTC27EME-DD emergency module.

Instant start.

Negligible UV output.

Mercury free.

Microwave Sensor

The LED DD lamp has a built-in microwave motion sensor. The sensor can be adjusted to control the sensor's ambient light level threshold, detection range and illumination time. The latest version includes a dimming corridor function which can be set to keep the lamp on at 10% when not in use.

Emergency Module Compatible

The LED DD lamp is compatible with the Kosnic emergency module, which provides power in the event of a cut in the supply and must be wired to the un-switched supply through the un-switched Live terminal. The battery will supply the lamp for over 3 hours at a reduced output.

Safety and Maintenance

Switch off supply before installing or removing lamp. Allow to cool before handling.

Do not dispose of in household waste.

Dispose of in appropriate section of local civic amenity site or recycling centre.

Specifications

	KLED12CRD/4P-W27	KLED12CRD/4P-W40	KLED12CRD/4P-W65
Fitting	GR10q	GR10q	GR10q
Shape / Type	DD	DD	DD
Colour Finish	White	White	White
Nominal Power (W)	12	12	12
Total Lumens (lm)	1200	1300	1200
Input Current (mA)	59	59	59
Input Voltage	220-240Vac 50-60Hz	220-240Vac 50-60Hz	220-240Vac 50-60Hz
CCT Temperature (k)	2700	4000	6500
CCT Name	Warm White	Cool White	Day Light
Rated Life (hrs)	30000	30000	30000
Nominal Lifetime (hrs)	30000	30000	30000
Switch Cycles	50000	50000	50000
Peak Candelas (cd)	410	440	410
CRI	81	83	83
Dimmable	10% Standby Option	10% Standby Option	10% Standby Option
Emergency	Compatible	Compatible	Compatible
Microwave Sensor	Yes	Yes	Yes
Retrofit	Yes	Yes	Yes
Power Factor	0.88	0.88	0.88
Standby Power (W)	1.2	1.2	1.2
Start Time (s)	0.39	0.39	0.39
Warm-up Time (s)	Instant full light	Instant full light	Instant full light
Length (mm)	192	192	192
Width (mm)	192	192	192

Unit D2 Kennetside, Bone Lane
Newbury, Berkshire

T: 01635 523 713 E: sales@kosnic.com W: <http://www.kosnic.com>

Mercury (mg)	0	0	0
Clean-up instructions	N/A	N/A	N/A
Rated Power (W)	12.0	12.0	12.0
Rated Luminous Flux (lm)	1200	1300	1200
LMF at Lifetime	0.75	0.75	0.75
SDCM of CCT	<6	<6	<6
Ambient Temperature (°C)	-20 to 40	-20 to 40	-20 to 40
Compatible Emergency Module	KTC27EME-DD	KTC27EME-DD	KTC27EME-DD
Emergency Luminous Flux	217	217	217
Detection Range (m)	1-8	1-8	1-8
Detection Angle (°)	360	360	360
Operation Time	8sec-30min	8sec-30min	8sec-30min
Ambient Light Threshold (lux)	10-2000	10-2000	10-2000
HF System (GHz)	5.8	5.8	5.8
Sensor Output (mW)	<0.2	<0.2	<0.2
Barcode	5060063422312	-	5060063422329

Product Markings

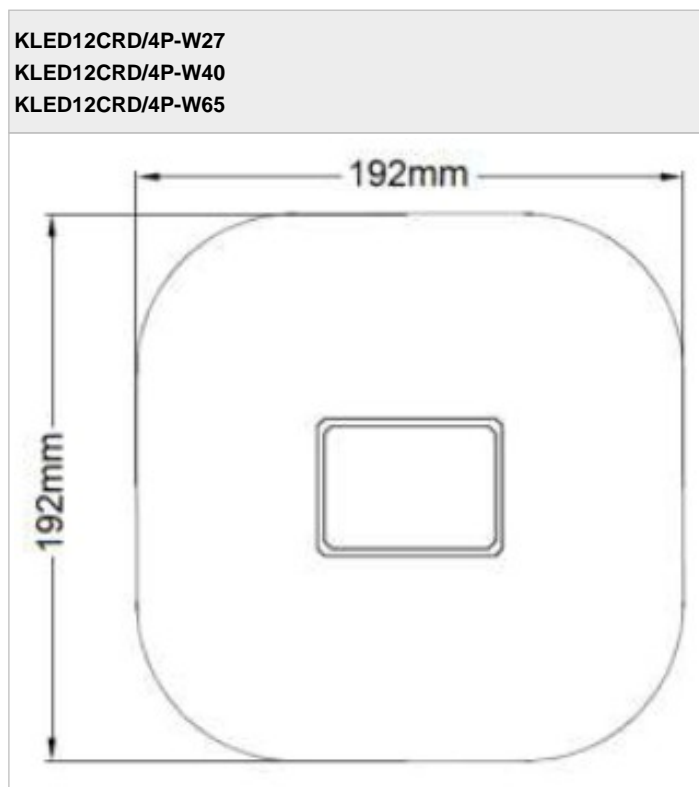
	KLED12CRD/4P-W27	KLED12CRD/4P-W40	KLED12CRD/4P-W65
Manufacturer	Kosnic	Kosnic	Kosnic
Product Code	KLED12CRD/4P-W27	KLED12CRD/4P-W40	KLED12CRD/4P-W65
Voltage	220-240Vac 50-60Hz	220-240Vac 50-60Hz	220-240Vac 50-60Hz
Nominal Power (W)	12	12	12
Current (mA)	59	59	59
CE Mark	Yes	Yes	Yes
WEEE Mark	Yes	Yes	Yes
Batch Code	Yes	Yes	Yes

Energy Label

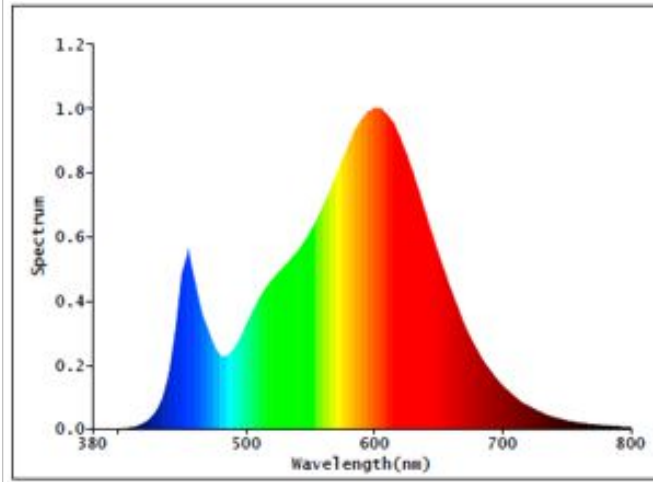
	KLED12CRD/4P-W27	KLED12CRD/4P-W40	KLED12CRD/4P-W65
Manufacturer	Kosnic	Kosnic	Kosnic
Product Code	KLED12CRD/4P-W27	KLED12CRD/4P-W40	KLED12CRD/4P-W65
Energy Class	A+	A+	A+
Energy Consumption (kWh/1000h)	12	12	12

Packaging

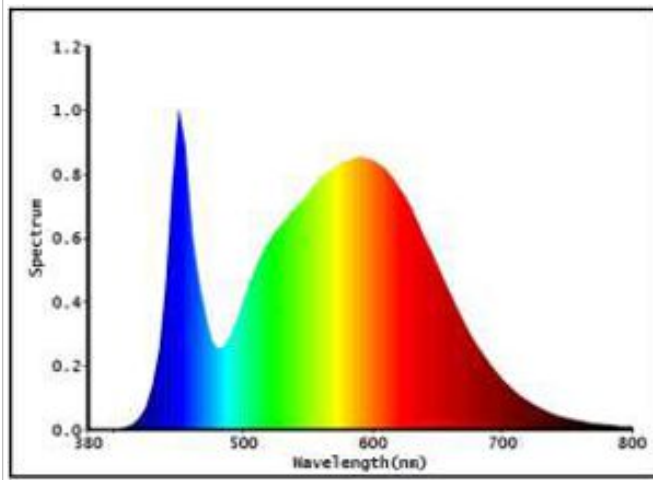
	KLED12CRD/4P-W27	KLED12CRD/4P-W40	KLED12CRD/4P-W65
Outer Box Length (mm)	460	460	460
Outer Box Width (mm)	420	420	420
Outer Box Height (mm)	280	280	280
Volume	0.054096	0.054096	0.054096
Box Quantity	20	20	20
Outer Box Weight (kg)	7	7	7



KLED12CRD/4P-W27



KLED12CRD/4P-W40



KLED12CRD/4P-W65

