



## **KLED12STD**

LED DD Standard, 12W



## **Product Overview**

Kosnic's range of LED DD lamps takes a fresh approach to functional lighting with a design philosophy offering plug-in emergency packs and optional microwave sensor versions so that there are no barriers to retrofitting LEDs in commercial fittings. The products bring the energy saving capabilities of LED technology to the commercial environment and the lamps can quickly replace fluorescent DD lamps with little or no rewiring.

## Features

Save energy up to 65% compared with a fluorescent DD lamp with magnetic ballast.

For maximum energy savings, bypass all control gear and supply directly from the mains.

Single side high lumen output for light only where it's needed.

Long life of 30,000h.

Compatible with Kosnic's KTC27EME-DD emergency module.

Instant start.

Negligible UV output.

Mercury free.

## Emergency Module Compatible

The LED DD lamp is compatible with the Kosnic emergency module, which provides power in the event of a cut in the supply and must be wired to an un-switched supply. The battery will supply the lamp for over 3 hours at a reduced output.

## Safety and Maintenance

Switch off supply and allow cooling before handling lamp.

Do not dispose of in household waste.

Dispose of in appropriate section of local civic amenity site or recycling centre.

# Specifications

	KLED12STD/2P-W40 <sup>[1]</sup>	KLED12STD/4P-W27 <sup>[1]</sup>
	KLED12STD/4P-W40 <sup>[2]</sup>	KLED12STD/4P-W65 <sup>[2]</sup>
<b>Fitting</b>	2-Pin (GR8) <sup>[1]</sup> 4-Pin (GR10q) <sup>[2]</sup>	4-Pin (GR10q)
<b>Shape / Type</b>	DD	DD
<b>Colour Finish</b>	White	White
<b>Wattage (w)</b>	12	12
<b>Total Lumens (lm)</b>	1320	1220 <sup>[1]</sup> 1320 <sup>[2]</sup>
<b>Input Current (mA)</b>	58	58
<b>Input Voltage</b>	220-240Vac	220-240Vac
<b>CCT Temperature (k)</b>	4000	2700 <sup>[1]</sup> 6500 <sup>[2]</sup>
<b>CCT Name</b>	Cool White	Warm White <sup>[1]</sup> Day Light <sup>[2]</sup>
<b>Rated Life (hrs)</b>	30000	30000
<b>Nominal Lifetime (hrs)</b>	30000	30000
<b>Switch Cycles</b>	50000	50000
<b>Peak Candelas (cd)</b>	440	410 <sup>[1]</sup> 440 <sup>[2]</sup>
<b>CRI</b>	83	83 <sup>[1]</sup> 84 <sup>[2]</sup>
<b>Dimmable</b>	No	No
<b>Emergency</b>	Compatible	Compatible
<b>Retrofit</b>	Yes	Yes
<b>Power Factor</b>	0.9	0.9
<b>Start Time (s)</b>	0.39	0.39

Unit D2 Kennetside, Bone Lane  
Newbury, Berkshire

T: 01635 523 713 E: sales@kosnic.com W: <http://www.kosnic.com>

<b>Warm-up Time (s)</b>	Instant full light	Instant full light
<b>Length (mm)</b>	192	192
<b>Width (mm)</b>	192	192
<b>Depth (mm)</b>	35	35
<b>Mercury (mg)</b>	0	0
<b>Clean-up instructions</b>	N/A	N/A
<b>Rated Power (W)</b>	12.00	12.00
<b>Rated Luminous Flux (lm)</b>	1320	1220 <sup>[1]</sup> 1320 <sup>[2]</sup>
<b>LMF at Lifetime</b>	0.75	0.75
<b>SDCM of CCT</b>	<6	<6
<b>Ambient Temperature (°C)</b>	-20 to 40	-20 to 40
<b>Emergency Luminous Flux</b>	230	230
<b>Barcode</b>	5060063420585 <sup>[1]</sup> 5060063421049 <sup>[2]</sup>	5060063421070 <sup>[1]</sup> 5060063422039 <sup>[2]</sup>

## Product Markings

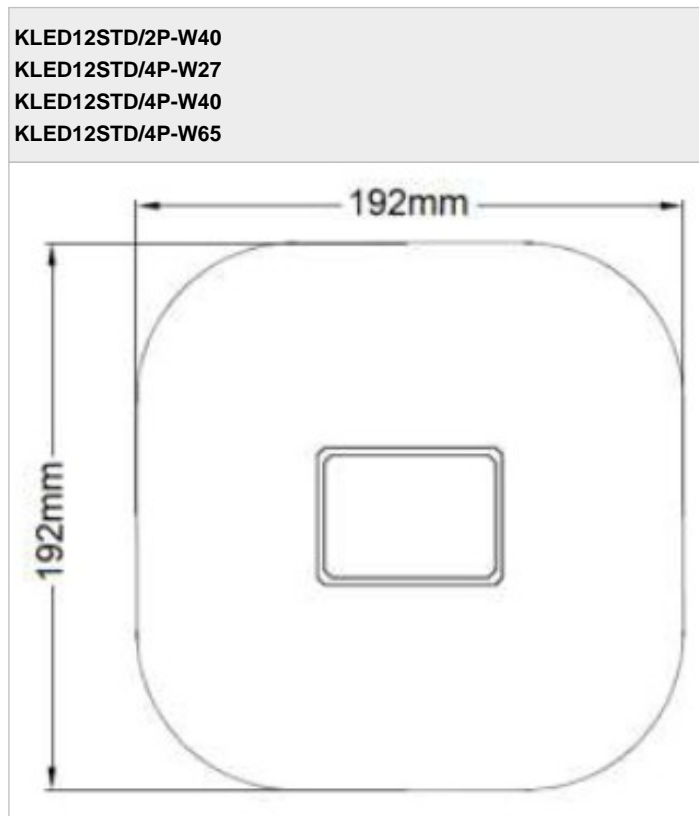
	KLED12STD/2P-W40 <sup>[1]</sup>	KLED12STD/4P-W27 <sup>[1]</sup>
	KLED12STD/4P-W40 <sup>[2]</sup>	KLED12STD/4P-W65 <sup>[2]</sup>
<b>Manufacturer</b>	Kosnic	Kosnic
<b>Product Code</b>	KLED12STD/2P-W40 <sup>[1]</sup> KLED12STD/4P-W40 <sup>[2]</sup>	KLED12STD/4P-W27 <sup>[1]</sup> KLED12STD/4P-W65 <sup>[2]</sup>
<b>Voltage</b>	220-240Vac 50-60Hz	220-240Vac 50-60Hz
<b>Nominal Power (W)</b>	12	12
<b>Current (mA)</b>	58	58
<b>CE Mark</b>	Yes	Yes
<b>WEEE Mark</b>	Yes	Yes
<b>Batch Code</b>	Yes	Yes

## Energy Label

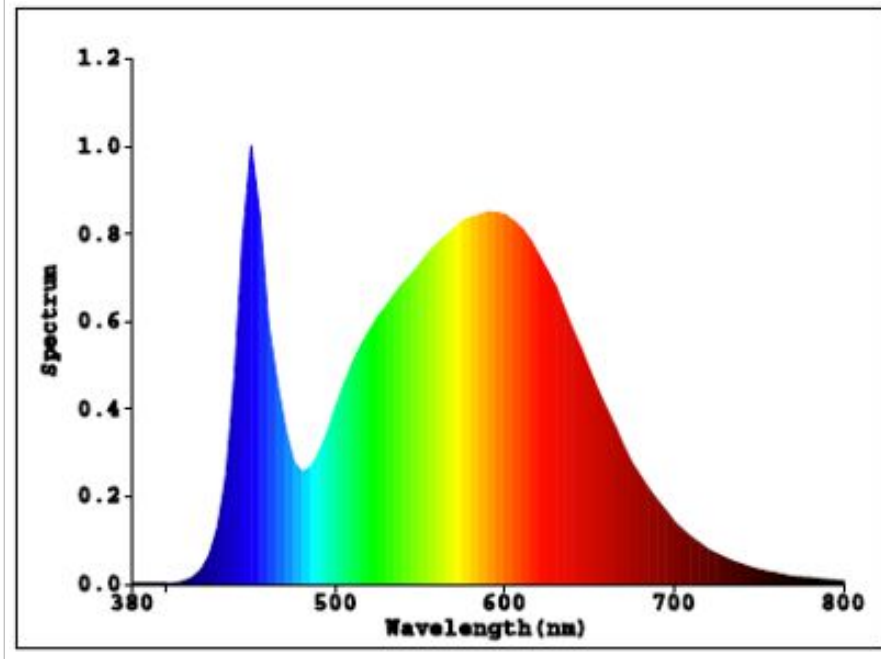
	KLED12STD/2P-W40 <sup>[1]</sup>	KLED12STD/4P-W27 <sup>[1]</sup>
	KLED12STD/4P-W40 <sup>[2]</sup>	KLED12STD/4P-W65 <sup>[2]</sup>
<b>Manufacturer</b>	Kosnic	Kosnic
<b>Product Code</b>	KLED12STD/2P-W40 <sup>[1]</sup> KLED12STD/4P-W40 <sup>[2]</sup>	KLED12STD/4P-W27 <sup>[1]</sup> KLED12STD/4P-W65 <sup>[2]</sup>
<b>Energy Class</b>	A+	A+
<b>Energy Consumption (kWh/1000h)</b>	12	12

# Packaging

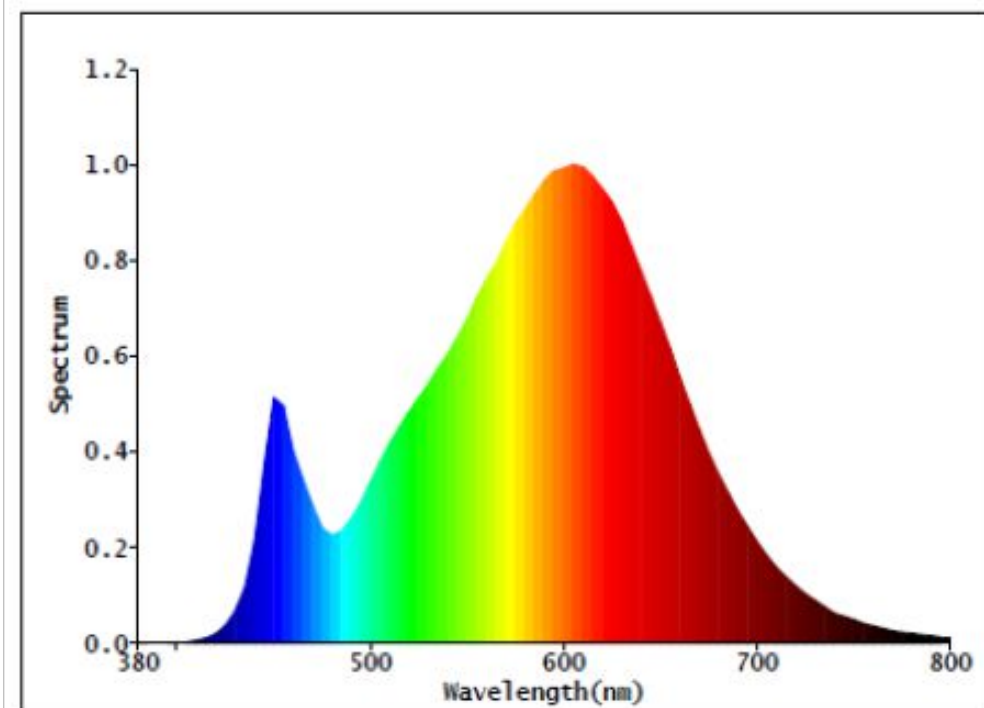
	KLED12STD/2P-W40 <sup>[1]</sup>	KLED12STD/4P-W27 <sup>[1]</sup>
	KLED12STD/4P-W40 <sup>[2]</sup>	KLED12STD/4P-W65 <sup>[2]</sup>
Outer Box Length (mm)	455	455
Outer Box Width (mm)	415	415
Outer Box Height (mm)	270	270
Volume	0.05098275	0.05098275
Box Quantity	20	20
Outer Box Weight (kg)	6.3	6.3

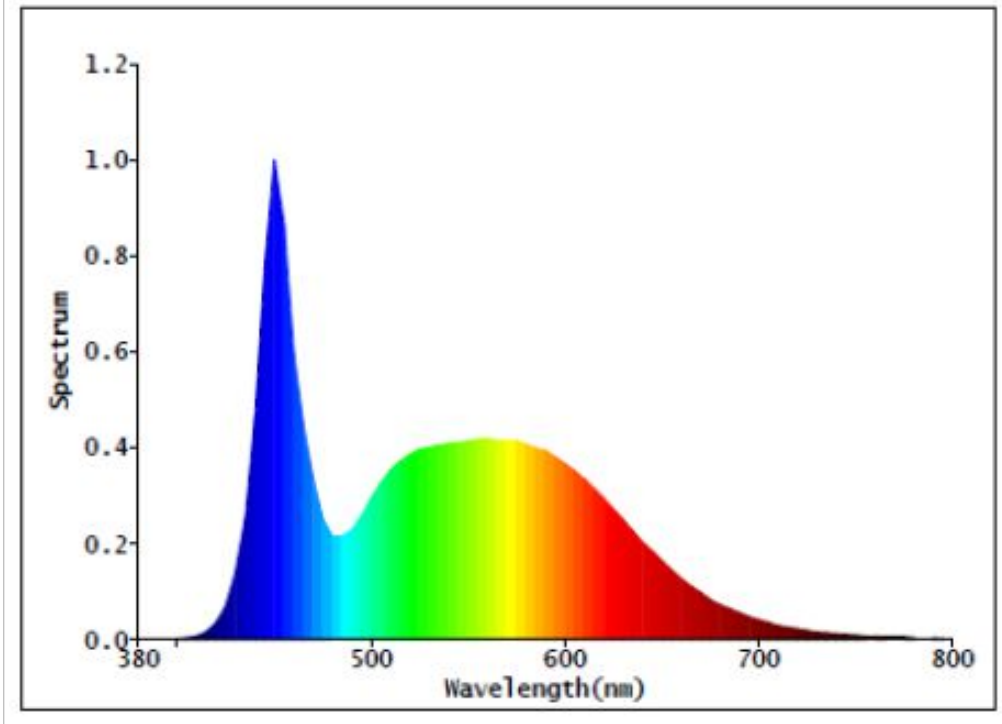


KLED12STD/2P-W40  
KLED12STD/4P-W40



KLED12STD/4P-W27





Datasheet generated from <https://www.electrika.com> last updated Friday, April 26, 2019 9:03:07 AM