



LED Integrated Anti Corrosive Batten

- The Smart Replacement for Single/Twin Fluorescent T8 and T5 Fixtures
- Injection moulded polycarbonate body - suitable for food environments
- Special high light transmission frosted polycarbonate diffuser for smooth uniform lighting
- Stainless steel clips
- Stainless steel suspension brackets
- Shatterproof
- IP65
- 7 year guarantee (Excluding Battery)³



Corridor Dim versions supplied complete with infra-red remote control.

Quick and easy adjustment for multiple fittings; dimming level, presence detection, light levels & automatic on-off time. Average 4M range.



Emergency versions must be tested in line with the requirements of BS5266, failure to do so may effect battery life and warranty.

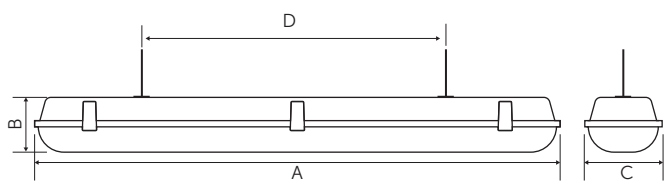
| Code | W | Description | lm | Temp | Hours |
|-------|----|--|------|------|-------|
| 10257 | 10 | Dura Anti Corrosive Batten - Single 600mm (2ft) | 1200 | 4000 | 50000 |
| 10256 | 20 | Dura Anti Corrosive Batten - Double 600mm (2ft) | 2400 | 4000 | 50000 |
| 10255 | 20 | Dura Anti Corrosive Batten - Double Emergency 600mm (2ft) | 2400 | 4000 | 50000 |
| 06722 | 20 | Dura Anti Corrosive Batten - Single 1200mm (4ft) | 2400 | 4000 | 50000 |
| 06723 | 20 | Dura Anti Corrosive Batten - Single Emergency 1200mm (4ft) | 2400 | 4000 | 50000 |
| 06728 | 40 | Dura Anti Corrosive Batten - Double 1200mm (4ft) | 4600 | 4000 | 50000 |
| 06729 | 40 | Dura Anti Corrosive Batten - Double Emergency 1200mm (4ft) | 4600 | 4000 | 50000 |
| 06710 | 25 | Dura Anti Corrosive Batten - Single 1500mm (5ft) | 3000 | 4000 | 50000 |
| 06711 | 25 | Dura Anti Corrosive Batten - Single Emergency 1500mm (5ft) | 3000 | 4000 | 50000 |
| 06712 | 25 | Dura Anti Corrosive Batten - Single with Microwave Sensor + Corridor Dim Function 1500mm (5ft) | 3000 | 4000 | 50000 |
| 06713 | 25 | Dura Anti Corrosive Batten - Single Emergency with Microwave Sensor + Corridor Dim Function 1500mm (5ft) | 3000 | 4000 | 50000 |
| 06714 | 25 | Dura Anti Corrosive Batten - Single with Microwave Sensor 1500mm (5ft) | 3000 | 4000 | 50000 |
| 06715 | 25 | Dura Anti Corrosive Batten - Single Emergency with Microwave Sensor 1500mm (5ft) | 3000 | 4000 | 50000 |
| 06716 | 52 | Dura Anti Corrosive Batten - Double 1500mm (5ft) | 6000 | 4000 | 50000 |
| 06717 | 52 | Dura Anti Corrosive Batten - Double Emergency 1500mm (5ft) | 6000 | 4000 | 50000 |
| 06718 | 52 | Dura Anti Corrosive Batten - Double with Microwave Sensor + Corridor Dim Function 1500mm (5ft) | 6000 | 4000 | 50000 |
| 06719 | 52 | Dura Anti Corrosive Batten - Double Emergency / Microwave Sensor + Corridor Dim Function 1500mm (5ft) | 6000 | 4000 | 50000 |
| 06720 | 52 | Dura Anti Corrosive Batten - Double with Microwave Sensor 1500mm (5ft) | 6000 | 4000 | 50000 |
| 06721 | 52 | Dura Anti Corrosive Batten - Emergency with Microwave Sensor 1500mm (5ft) | 6000 | 4000 | 50000 |
| 06760 | 28 | Dura Anti Corrosive Batten - Single 1800mm (6ft) | 3360 | 4000 | 50000 |
| 06761 | 28 | Dura Anti Corrosive Batten - Single Emergency 1800mm (6ft) | 3360 | 4000 | 50000 |
| 06766 | 60 | Dura Anti Corrosive Batten - Double 1800mm (6ft) | 6900 | 4000 | 50000 |
| 06767 | 60 | Dura Anti Corrosive Batten - Double Emergency 1800mm (6ft) | 6900 | 4000 | 50000 |





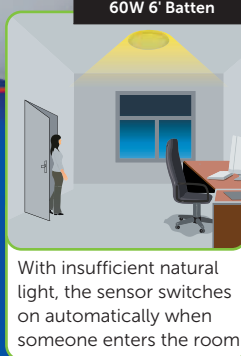

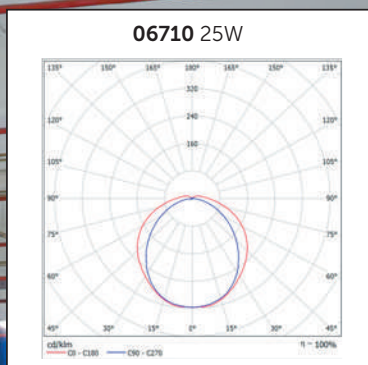
Technical Specification

| Data | |
|---------------------------------|--|
| Construction | Polycarbonate Body & lens |
| Driver | BELL |
| LED Chip | Samsung |
| IP Rating | IP65 |
| Operating Temp | -30°C to +35°C / Emergency version minimum temperature -5°C |
| Input Voltage | 220 - 240V |
| Power Factor | > 0.9 |
| CRI | 85 - Exceeds EU standard of Ra 80 for Colour Rendering Index |
| LMR | 80 - Exceeds EU standard of 70 for Lumens Maintenance Ratio |
| ECA Compliant | Yes |
| L1A / L1B / L2A / L2B Compliant | Yes |

* All BELL Lighting luminaires are rated L80 B10, so for a 50,000 hour product. L80B10 at 50,000 hours our fittings will still have 80% of initial lumen, only 10% of fittings will fail to achieve this.



| | A | B | C | D |
|---------------|--------|------|-------|-------------|
| 10W 2' Batten | 654mm | 90mm | 90mm | 390-430mm |
| 20W 2' Batten | 654mm | 90mm | 125mm | 390-430mm |
| 20W 4' Batten | 1263mm | 90mm | 90mm | 900-955mm |
| 40W 4' Batten | 1263mm | 90mm | 125mm | 900-955mm |
| 25W 5' Batten | 1530mm | 90mm | 90mm | 1000-1055mm |
| 52W 5' Batten | 1530mm | 90mm | 125mm | 1000-1055mm |
| 28W 6' Batten | 1828mm | 90mm | 90mm | 1000-1055mm |
| 60W 6' Batten | 1828mm | 90mm | 125mm | 1000-1055mm |



Tri-Level Control (Corridor Function)

Offers 3 levels of light: 100%-dimmed light (10%, 20%, 30%)-off; and 2 periods of selectable waiting time: motion hold-time and stand-by period; selectable daylight threshold and choice of detection area.



¹ Exceeds EU standard of 70 for Lumens Maintenance Ratio
² Exceeds EU standard of RA 80 for Colour Rendering Index
³ Subject to terms & conditions (Contact Customer Service)